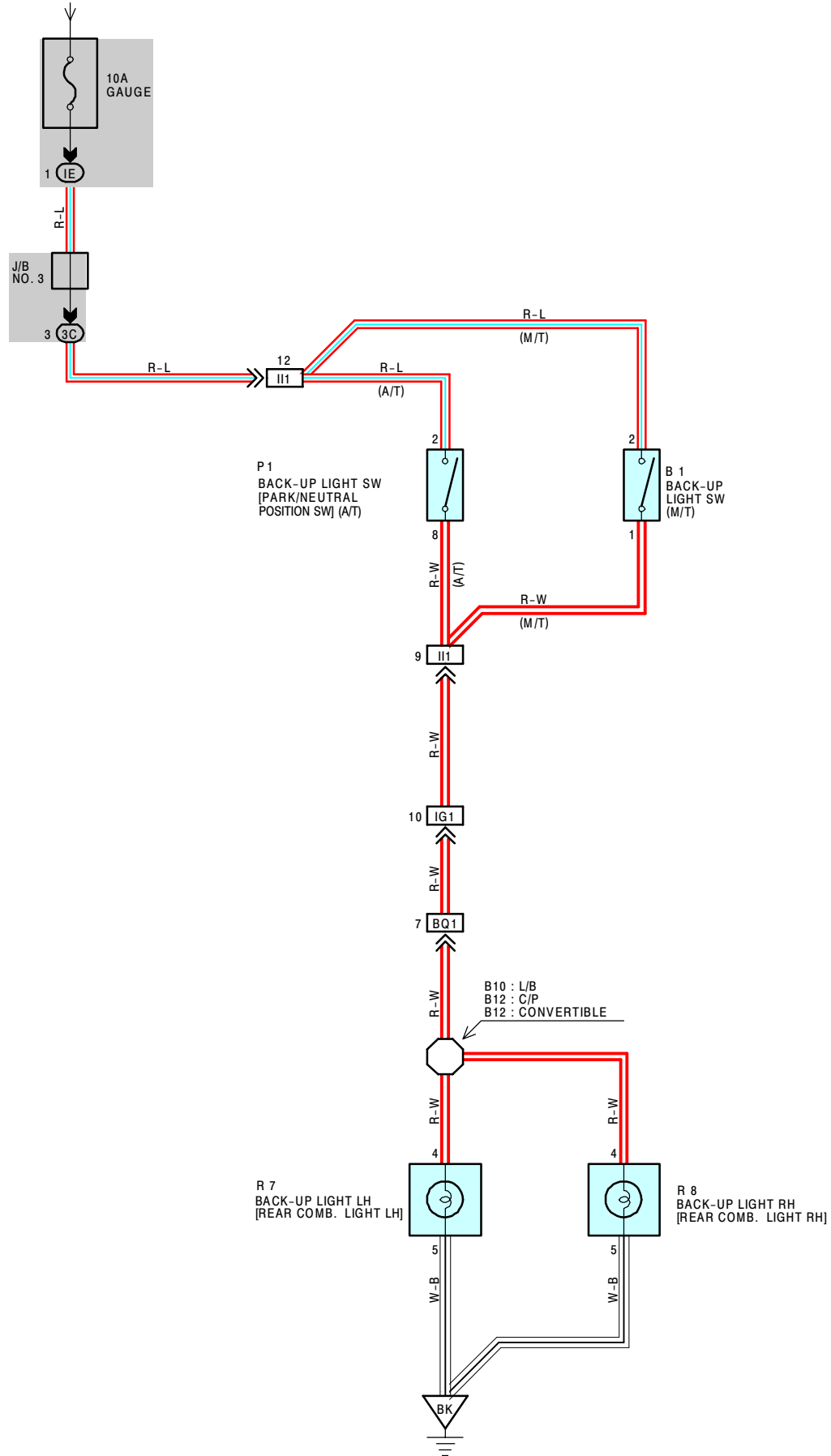




BACK-UP LIGHT

FROM POWER SOURCE SYSTEM (SEE PAGE 62)



SERVICE HINTS

P 1 BACK-UP LIGHT SW [PARK/NEUTRAL POSITION SW] (A/T)

2-8 : CLOSED WITH THE SHIFT LEVER AT R POSITION

B 1 BACK-UP LIGHT SW (M/T)

2-1 : CLOSED WITH THE SHIFT LEVER IN R POSITION

○ : PARTS LOCATION

CODE	SEE PAGE	CODE	SEE PAGE	CODE	SEE PAGE
B 1	28 (5S-FE), 30 (7A-FE)	R 7	34 (L/B), 35 (C/P)	R 8	34 (L/B), 35 (C/P)
P 1	29 (5S-FE), 31 (7A-FE)		37 (CONVERTIBLE)		37 (CONVERTIBLE)

□ : JUNCTION BLOCK AND WIRE HARNESS CONNECTOR

CODE	SEE PAGE	JUNCTION BLOCK AND WIRE HARNESS (CONNECTOR LOCATION)
IE	20	INSTRUMENT PANEL WIRE AND INPANE J/B (LEFT KICK PANEL)
3C	24	INSTRUMENT PANEL WIRE AND J/B NO.3 (BEHIND THE INSTRUMENT PANEL CENTER)

□ : CONNECTOR JOINING WIRE HARNESS AND WIRE HARNESS

CODE	SEE PAGE	JOINING WIRE HARNESS AND WIRE HARNESS (CONNECTOR LOCATION)
IG1	42	INSTRUMENT PANEL WIRE AND FLOOR WIRE (LEFT KICK PANEL)
II1	44	ENGINE WIRE AND INSTRUMENT PANEL WIRE (NEAR THE ENGINE CONTROL MODULE)
BQ1	46 (L/B)	FLOOR WIRE AND LUGGAGE ROOM WIRE (LUGGAGE ROOM LEFT)
	48 (C/P)	
	50 (CONVERTIBLE)	

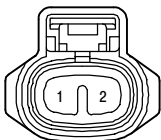
▽ : GROUND POINTS

CODE	SEE PAGE	GROUND POINTS LOCATION
BK	46 (L/B)	BACK DOOR CENTER
	48 (C/P)	
	50 (CONVERTIBLE)	

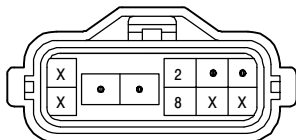
○ : SPLICE POINTS

CODE	SEE PAGE	WIRE HARNESS WITH SPLICE POINTS	CODE	SEE PAGE	WIRE HARNESS WITH SPLICE POINTS
B10	46 (L/B)	LUGGAGE ROOM WIRE	B12	50 (CONVERTIBLE)	LUGGAGE ROOM WIRE
B12	48 (C/P)				

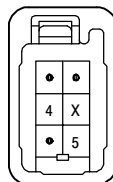
B 1 GRAY



P 1 GRAY



R 7



R 8

